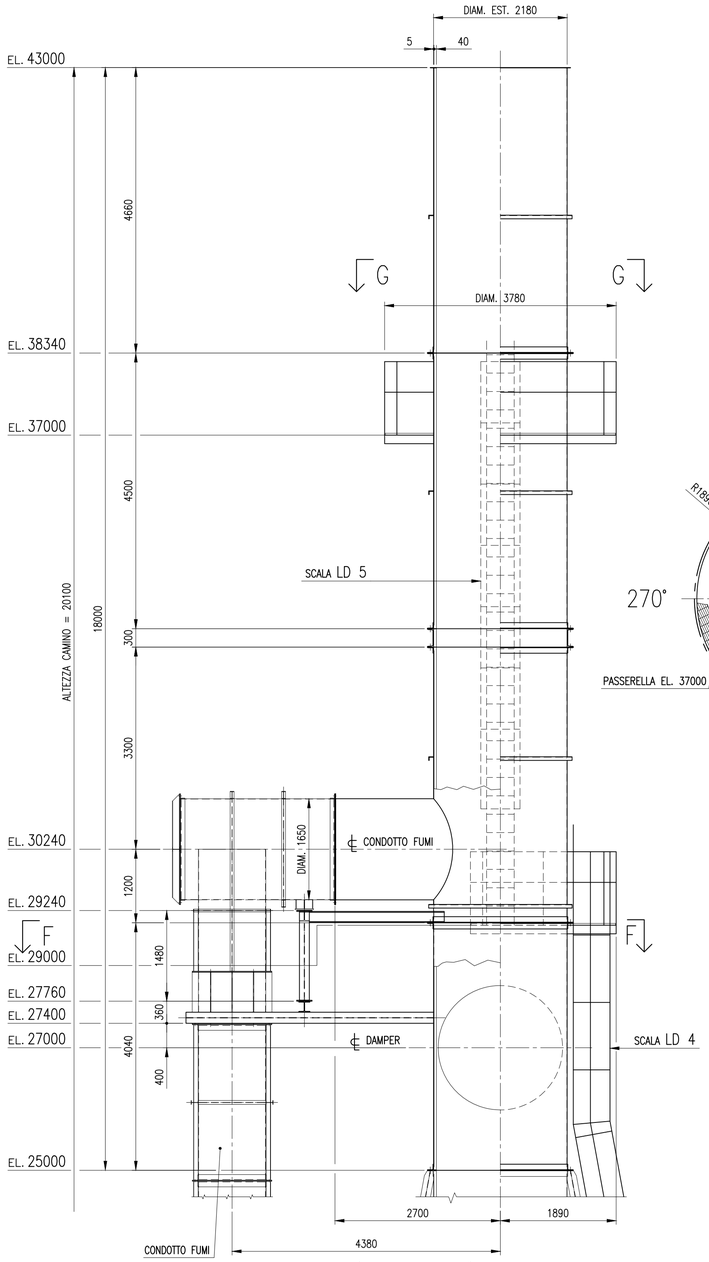

1/2 VISTA 1/2 SEZIONE DA 180°

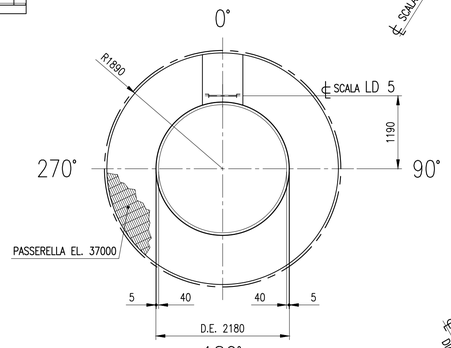

SEZIONE G–G

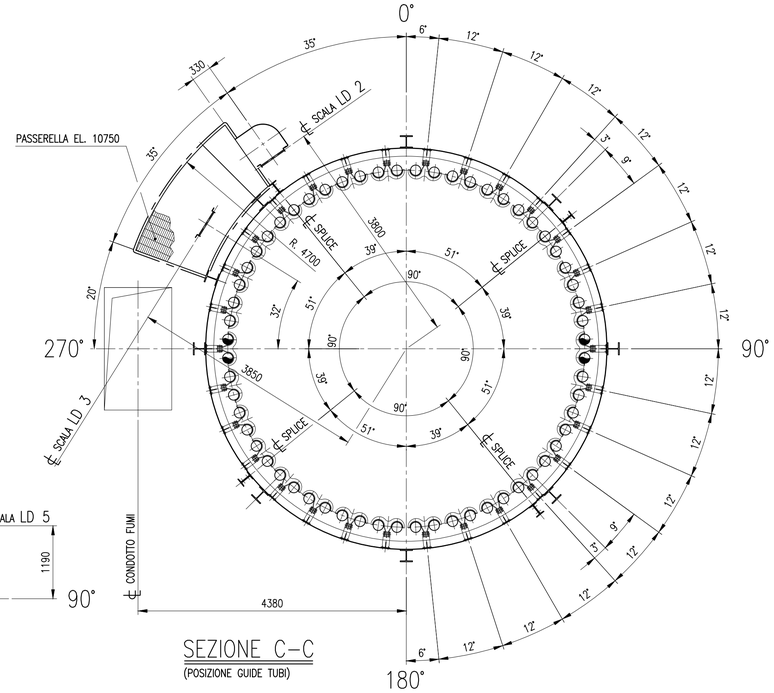

SEZIONE C–C
(POSIZIONE GUIDE TUBI)

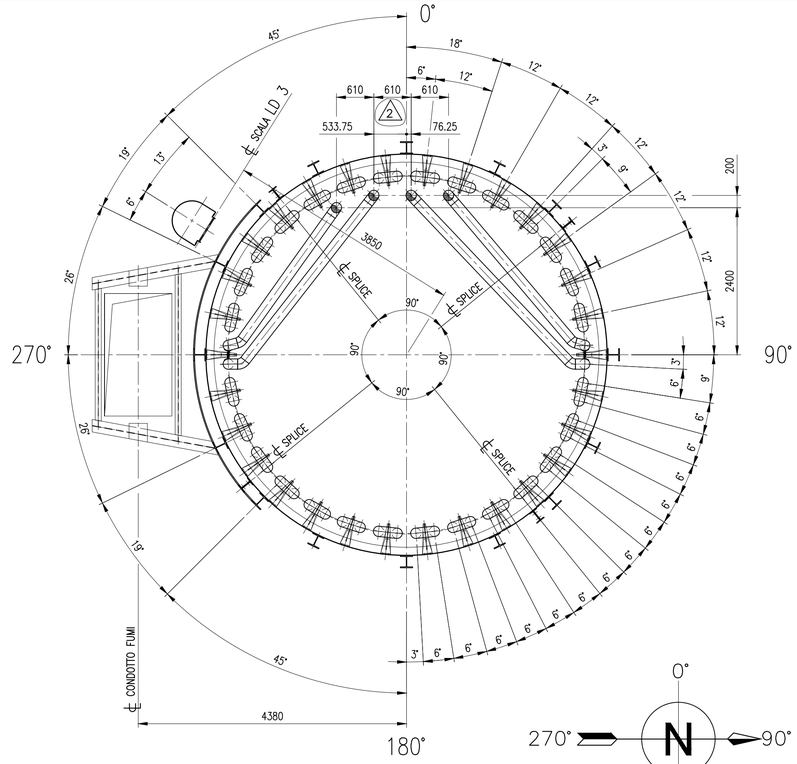

SEZIONE D–D
(POSIZIONE SUPPORTI TUBI)

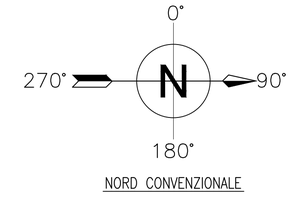

NORD CONVENZIONALE

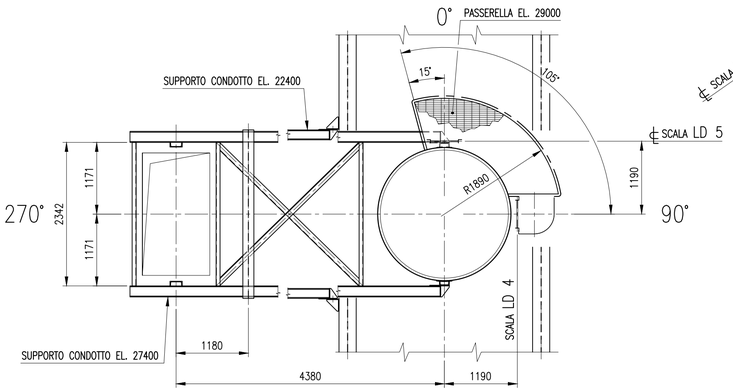

SEZIONE F–F

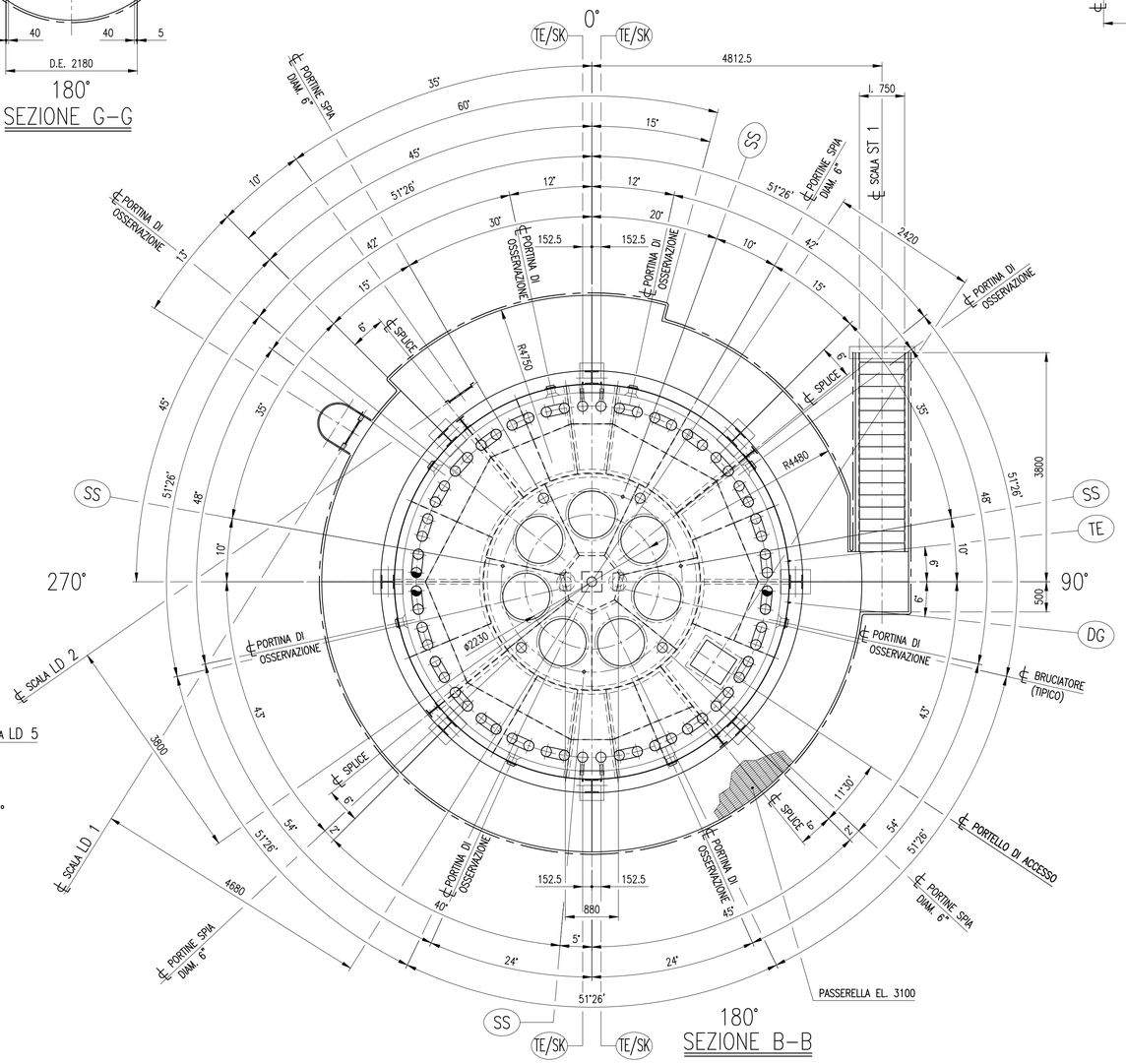

SEZIONE B–B

PER ASSIEME FORNO (ELEVAZIONI) VEDI DISEGNO 48207–A1–006

REVAMPING

ZONA RADIANTE

FORNO ALCHILAZIONE

COMM. A.E. C 482-07

LA 2007 / 045

SARAS S.p.A.
SARROCH (CA)

Dis. n° 420-AP-436

REV.	DATE	DESCRIPTION	DRAWN	CHECKED	APPROV.
2	28/07/09	MODIFICATO DOVE INDICATO 2	A.E.	F.ANDRESI	ALFA ENG.
1	23/03/09	MODIFICA RADIANTE DA MODULI A SETTORI	A.E.	F.ANDRESI	ALFA ENG.
0	19/12/08	EMESSO PER COSTRUZIONE	A.E.	F.ANDRESI	ALFA ENG.

ALFA ENGINEERING

SARAS RAFFINERIA DI SARROCH (CAGLIARI)

REVAMPING FORNO A1–F1 IMPIANTO ALCHILAZIONE

ASSIEME FORNO (SEZIONI E PIANTE)

This drawing and information are property of Alfa Engineering s.a.s. and are not to be reproduced, copied, lent or disclosed without written permission.

DWN.	19/12/08	A.E.	NAME FILE: C482–07–006–A1–R2	
CKD.	–	F.M.A.	DWG. 48207–A1–006	REV. 2
APP.	–	ALFA ENG.	SCALE: 1:50	

C482-07-A1-006-R2